

Genesis™ Wheel Conversion

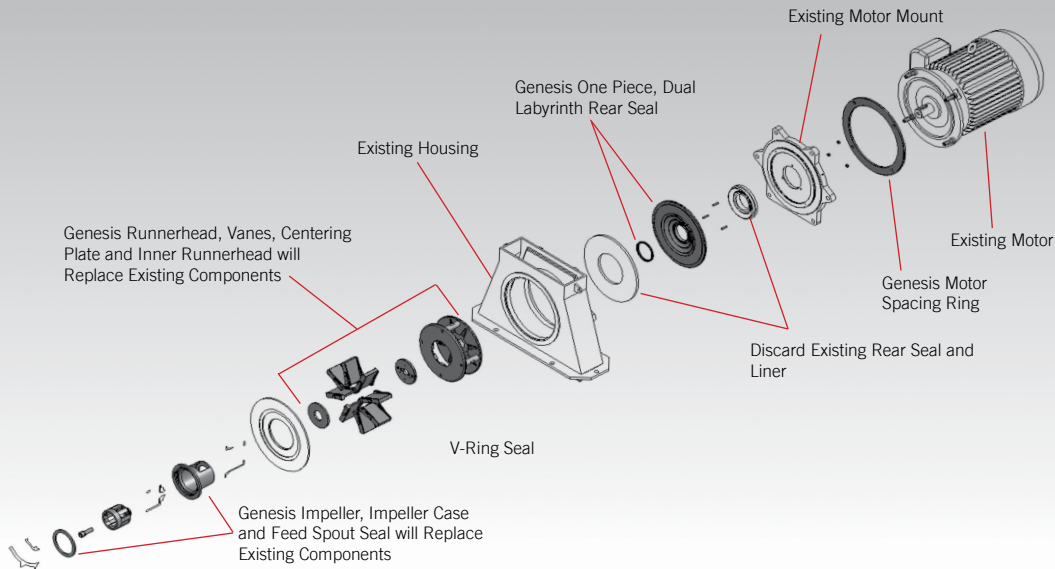
2.5G1 and 3.5G2 Kits

CONVERSION BENEFITS




- Superior abrasive flow for faster cleaning cycles
- Machined mounting surfaces eliminate manual wheel alignment problems
- Easy, front of housing access to runnerhead
- Wheel housing has a replaceable full liner package
- Integrated dual labyrinth rear hub seal for superior abrasive containment
- Easily replaces one-piece cast manganese housings with no cabinet modifications
- Less part wear due to greater concentricity and more precise alignment

GENESIS™ WHEEL CONVERSION

2.5G1 and 3.5G2 Kits



Genesis 3.5" G2 Exploded View Shown



CONVERSION KIT IMPROVEMENTS

- Vanes
- Impeller
- Impeller Case
- Runnerhead
- Rear Hub Seal

All components easily fit into existing one piece cast manganese housings utilizing existing motor assembly

HOUSING IMPROVEMENTS

- Hinged Lid with Attached Top Liner
- AR and Manganese Fabricated Wheel Housing
- Replaceable Cast Top and End Liners
- Replaceable Manganese Side Liners
- Utilizes Existing Motor Assembly

Housing easily replaces one piece cast manganese housings with no cabinet modification

AVAILABLE CONVERSION KITS

Model (RPM)	Diameter	10HP	15HP	20HP	25HP	30HP	40HP	50HP	60HP	75HP
2.5G1 (3600 RPM)	13"*	✓	✓	✓	✓	✓				
	14"	✓	✓	✓	✓	✓				
	15"		✓	✓	✓	✓	✓	✓		
	17"			✓	✓	✓	✓	✓	✓	
2.5G1 (1800 RPM)	24"				✓	✓	✓	✓	✓	✓
	26.5"				✓	✓	✓	✓	✓	✓
3.5G2 (3600 RPM)	14"			✓	✓	✓	✓	✓	✓	✓
	16"			✓	✓	✓	✓	✓	✓	✓
3.5G2 (1800 RPM)	24"				✓	✓	✓	✓	✓	✓

*Small Housing

Since additional conversion kits are continuously being added to the family, please contact us for more information or visit us at: www.pangborn.com.

Pangborn Corporation
 4630 Coates Drive
 Fairburn, GA 30213
 Toll Free: 800.638.3000
 Phone: 404.665.5700
 Fax: 404.665.5701
 Email: info@pangborn.com

